



**Arizona State Board of Pharmacy
Controlled Substances Prescription Monitoring Program**

<https://pharmacypmp.az.gov/>
pmp@azpharmacy.gov

FREQUENTLY ASKED QUESTIONS: ARIZONA PMP PRESCRIBER REPORTS

About the Controlled Substances Prescription Monitoring Program

The Arizona State Board of Pharmacy Controlled Substances Prescription Monitoring Program (PMP) grants access to prescribers and pharmacists so they may review controlled substance dispensing information on their specific patients.

Beginning October 16, 2017, a prescriber is required to review a patient's PMP record before prescribing a controlled substance, per A.R.S. [36-2606](#). To make the process more efficient for prescribers and pharmacists by allowing instant access to the PMP, the Arizona State Board of Pharmacy received funding to integrate the PMP directly into electronic healthcare records (EHR) and pharmacy dispensing systems statewide.

If you have any additional questions regarding the Arizona PMP, email pmp@azpharmacy.gov.

How do I look at my prescriptions?

You can verify the prescriptions that were filled under your DEA number:

1. Login to the PMP at <https://arizona.pmpaware.net>
2. Click on 'Menu'
3. Under RxSearch, click on 'MyRx'



4. In the next window, type in the date range. Click on 'Search'

These numbers on the Prescriber Report aren't correct. What can I do?

Verify the information by pulling your own report. If something is incorrect within the report, please contact the pharmacy listed and verify whether the pharmacy made a mistake or if it is a fraudulent prescription. If the pharmacy submitted incorrect information then the pharmacy needs to correct the information and resubmit the data.

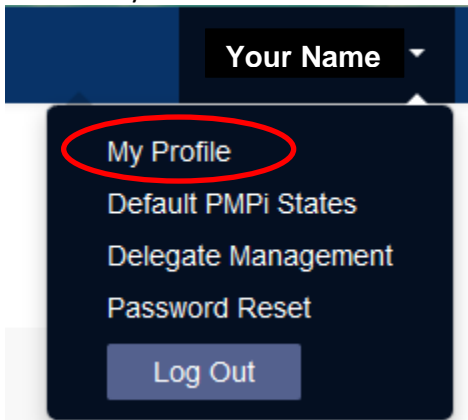
(more)



How can I change my specialty?

To change your specialty:

1. Login to the PMP at <https://arizona.pmpaware.net>
2. In the upper-right corner, click on the down arrow to the right of your name
3. Click on My Profile



4. Under Specialty, choose the one right for you. Your primary specialty is designated by a purple star

Specialty

Add a Healthcare Specialty ^{*} [Browse All](#)

[★] Designates Primary Specialty

[★] Physician Assistants & Advanced Practice Nursing Providers Physician Assistant	✕
[★] Physician Assistants & Advanced Practice Nursing Providers Physician Assistant - Medical	✕

(more)



How do I see which patients had dangerous combination therapies?

Unfortunately, we don't currently have a way to identify the patient names for patients receiving dangerous combination therapies. Monthly, the Board of Pharmacy sends emails to prescribers with information on patients who went to 4+ prescribers AND 4+ pharmacies. (The email comes from no-reply-pmpaware@globalnotifications.com). You also can do a practitioner self-lookup online at <https://arizona.pmpaware.net/> to get a list of patients who filled controlled substances on your DEA number.

If you would like to provide feedback, please fill-out the following web form:

<https://pharmacypmp.az.gov/prescriber-report-feedback>

(more)

DATE COVERED BY THIS REPORT: 10/01/2016 - 03/31/2017

DATE: 5/15/2017

Carl Flansbaum

Physician

SPECIALTY: Family Medicine

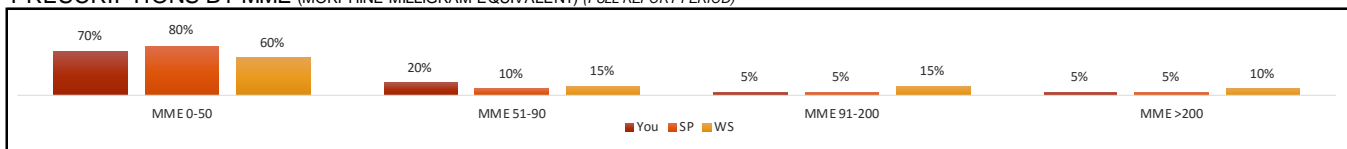
DEA #: AB123456789

NUMBER OF YOUR PATIENTS RECEIVING OPIOIDS (MONTHLY AVERAGE)			NUMBER OF PRESCRIPTIONS YOU WROTE FOR OPIOIDS (MONTHLY AVERAGE)		
400	300	350	1015	750	800
You	Similar Prescriber (SP)	Within your Specialty (WS)	You	Similar Prescriber (SP)	Within your Specialty (WS)

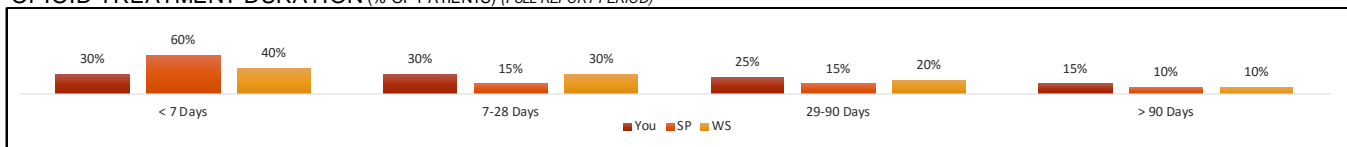
TOP MEDICATIONS PRESCRIBED (FULL REPORT PERIOD)

HYDROCODONE BITARTRATE/ACETAMINOPHEN	ALPRAZOLAM	ZOLPIDEM TARTRATE
--------------------------------------	------------	-------------------

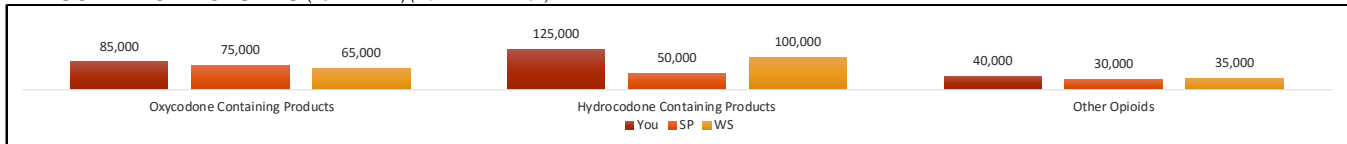
PRESCRIPTIONS BY MME (MORPHINE MILLIGRAM EQUIVALENT) (FULL REPORT PERIOD)



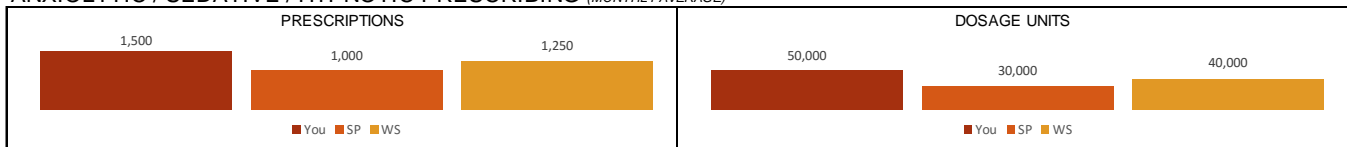
OPIOID TREATMENT DURATION (% OF PATIENTS) (FULL REPORT PERIOD)



PRESCRIPTION VOLUMES (TOTAL MME) (MONTHLY AVERAGE)



ANXIOLYTIC / SEDATIVE / HYPNOTIC PRESCRIBING (MONTHLY AVERAGE)



PDMP USAGE (MONTHLY AVERAGE)

PDMP REQUESTS BY YOU	PDMP REQUESTS BY YOUR DELEGATE(S)	SIMILAR PRESCRIBER AVERAGE	SPECIALTY FIELD AVERAGE
100	75	200	150

PATIENTS EXCEEDING MULTIPLE PROVIDER THRESHOLDS (FULL REPORT PERIOD)

PATIENTS EXCEEDING MULTIPLE PRESCRIBER THRESHOLD	PATIENTS EXCEEDING MULTIPLE PHARMACY THRESHOLD
25	15

DAINGEROUS COMBINATION THERAPY

COMBO PRESCRIPTIONS FOR OPIOID + BENZO IN SAME MONTH	COMBO PRESCRIPTIONS FOR OPIOID + BENZO + CARISPORODOL IN SAME MONTH
25	15
BY YOU	BY YOU
35	20
BY YOU + OTHER PRESCRIBERS	BY YOU + OTHER PRESCRIBERS

Specific Metrics for PDMP Prescriber Reports for Virginia Prescription Monitoring Program

Metric Values Generation

- The PDMP Prescriber Reports is reflective on any/all opioid and anxiolytic/sedative/hypnotic medications as reported to the state PMP during the report period as noted.
- Metrics are reported either as values covering the full report period or the average of monthly metrics (which are referred to as “Monthly Average”).
- Some metrics additionally include comparisons to median values of prescriber peer groups; these are defined as follows:
 - Similar Prescriber (SP): The same role + the same healthcare specialty of the prescriber.
 - Within Specialty (WS): The same healthcare specialty as the prescriber.

Specific Metrics:

1. Number of persons for which you prescribed at least one (1) opioid
 - Monthly average value
 - Includes comparison with peer group median values
2. Number of opioid prescriptions written by you
 - Monthly average value
 - Includes comparison with peer group median values
3. Top medications prescribed by you
 - Top three (3) drugs based on # of prescriptions
 - By generic name and as reported to the state PMP
4. Percentage values of opioid prescriptions written by you divided into the following Daily MME ranges:
 - MME 0-50
 - MME 51-90
 - MME 91-200
 - MME > 200
 - Full report period
 - Includes comparison with peer group median values



5. Percentage values of your patients where their opioid treatment duration falls into one of the following range of days (these values are based on the cumulative day's supply of a person's prescriptions during the report time.):
 - < 7 Days
 - 7-28 Days
 - 29-90 Days
 - > 90 Days

 - Full report period
 - Includes comparison with peer group median values

6. Total Morphine Milligram Equivalency (MME) of prescriptions written by you in the following groups:
 - Total MME of Oxycodone containing products
 - Total MME of Hydrocodone containing products
 - Total MME of all other opioids

 - Monthly average value
 - Includes comparison with peer group median values

7. Anxiolytic / Sedative / Hypnotic Prescribing
 - Number of Anxiolytic / Sedative / Hypnotic prescriptions (together as one group)
 - Quantity of dose units of all Anxiolytic / Sedative / Hypnotic prescriptions.

 - Monthly average value
 - Includes comparison with peer group median values

8. PDMP Usage
 - Number of PDMP Report requests by you (and your delegates, if appropriate)

 - Monthly average value
 - Includes comparison with peer group median values

9. Patient Exceeding Multiple Provider Thresholds
 - Number of patients with prescriptions from > 5 prescribers (including at least one written by you)
 - Number of patients having prescriptions filled at > 5 pharmacies (where you wrote at least one of these prescriptions.)

 - Full report period



10. Dangerous Combo Therapy

- Number of patients receiving an opioid + a benzodiazepine* (in same month - both written for by you).
- Number of patients receiving an opioid + a benzodiazepine* (in same month - where you wrote just one of the prescriptions).
- Number of patients receiving an opioid, a benzodiazepine* + carisoprodol (in same month - all written for by you).
- Number of patients receiving an opioid, a benzodiazepine* + carisoprodol (in same month - where you wrote just one of the prescriptions).

* *This would also include any other Anxiolytic / Sedative / Hypnotic medications*

- Full report period

